

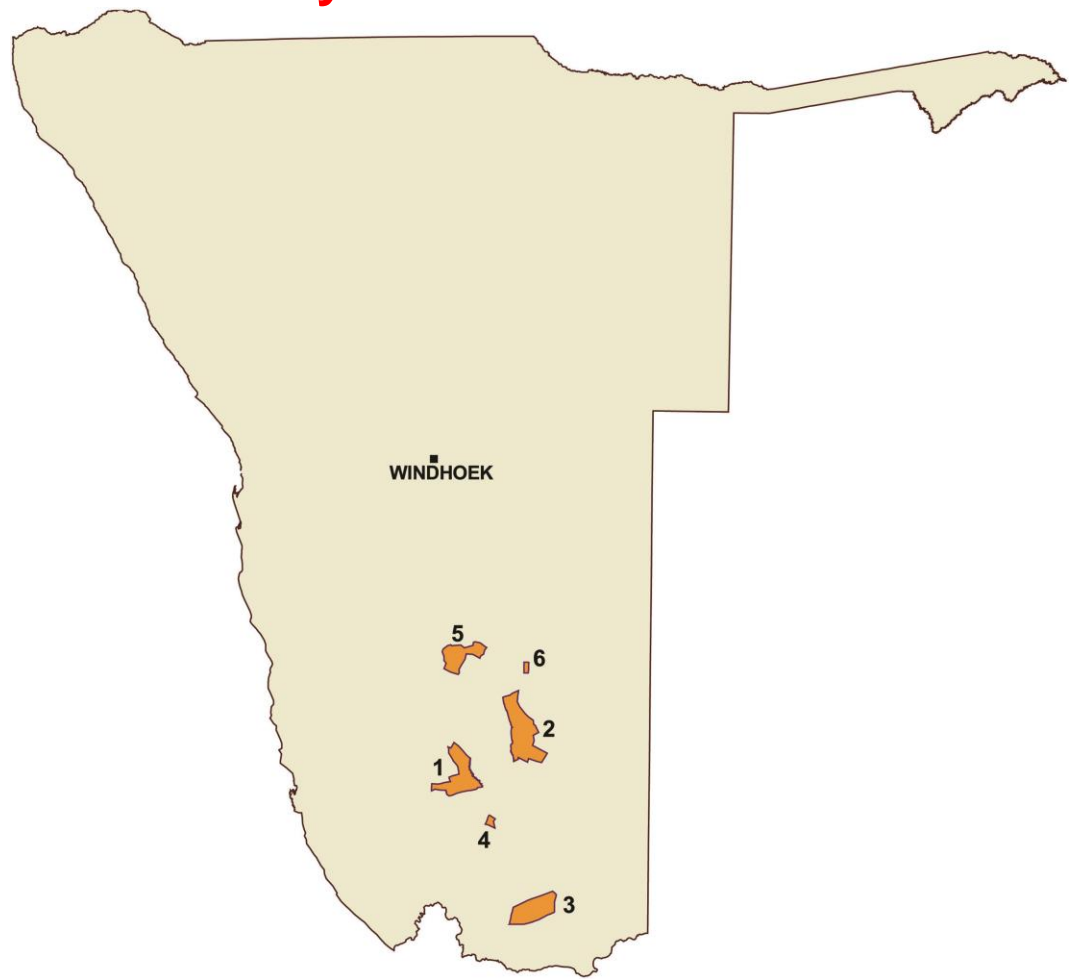
GAME COUNTS IN SOUTHERN NAMIBIA

May 2013

Total Population Estimates (in the 6 conservancies)

Species	Population estimate	95% Confidence limits	
		Low	High
Gemsbok	95	12	727
Kudu	526	265	1044
Ostrich	205	70	602
Springbok	16 273	10 137	26 122
Steenbok	872	456	1669

Estimates were calculated using DISTANCE.



Count area: 800 000 ha

Total numbers seen per year

Species	2005	2006	2007	2008	2009	2010	2011	2012	2013
Baboon	7	8	13	10				13	
Gemsbok		12	2	3	13	3	12	5	39
Jackal	6	3	4	4	3	7	7	6	4
Kudu				5	4	4	15	7	75
Ostrich			8	22	49	21	17	4	46
Springbok	912	1 133	1 247	1 538	1 757	1 471	2 225	1 218	1 534
Steenbok	12	4	19	8	24	18	22	24	30

Animals seen during this count:

	Total	1. !Han/Awab!	2. !Khob! Naub	3. //Gamaseb	4. !Gawachab	5. Huiibes	6. Oskop
Total Route km	1 386	257	427	369	43	209	82
Total area (km2)	7 982	1 922	2 684	1 760	142	1 378	96
Number of routes	27	5	7	6	2	5	2
% area excluded	5	0	0	0	0	31	0

Species	1. !Han/Awab!	2. !Khob! Naub	3. //Gamaseb	4. !Gawachab	5. Huiibes	6. Oskop
Baboon						
Gemsbok	39			1	7	31
Jackal	4	1	2	1		
Klipspringer						
Kudu	75	5	14		3	53
Ostrich	46	7				13
Springbok	1 534	127	217	966	15	2
Steenbok	30	2	8	1	1	16

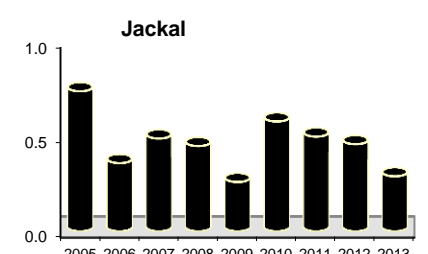
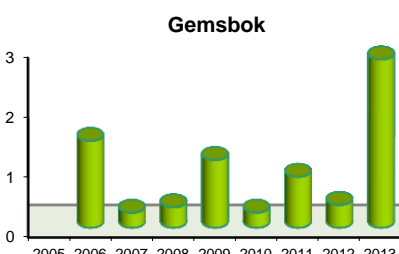
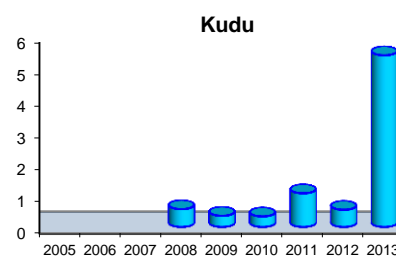
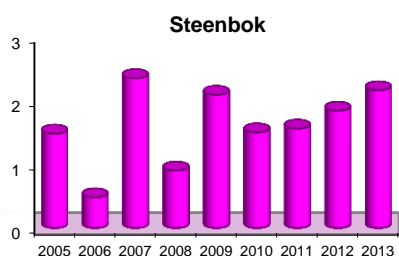
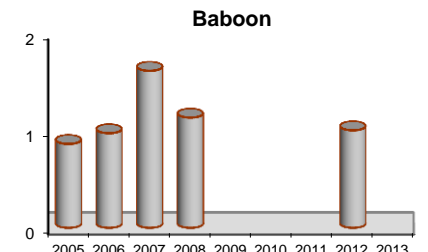
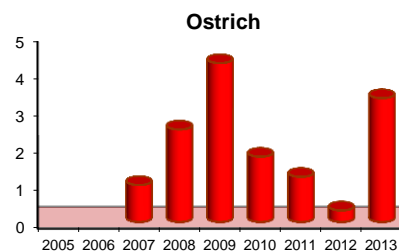
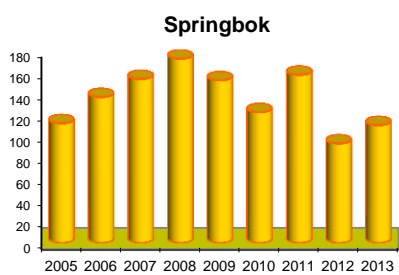
Population estimates for conservancies:

Estimates were calculated using DISTANCE. Values with no brackets take account of drop off in detection of animals with distance from the transect line. Values inside brackets represent the lower 95% confidence limit.

Species	1. !Han/Awab!	2. !Khob! Naub	3. //Gamaseb	4. !Gawachab	5. Huiibes	6. Oskop
Kudu	75 (16)	75 (15)			356 (154)	
Ostrich	44 (7)				84 (21)	37 (26)
Springbok	1 641 (883)	2 254 (1465)	4 047 (2280)	109 (15)		237 (157)
Steenbok	133 (14)	350 (134)	28 (3)		218 (87)	

Note: For most estimates confidence limits are wide and great care should be taken when using these data for quota setting.

Trends:



Y-axis = Number of animals per 100km