

# GAME COUNTS IN SOUTHERN NAMIBIA

May 2015

## Total Population Estimates (in the 6 conservancies)

Species	Population estimate	95% CI - Low	95% CI - High	Model
Gemsbok	252	61	1041	Uniform
Kudu	143	58	348	Uniform
Ostrich	95	34	266	Uniform
Springbok	8,288	6,622	10,374	Half Normal
Steenbok	635	395	1,022	Uniform

## Population estimates for conservancies:

Estimates were calculated using DISTANCE. Values with no brackets take account of drop off in detection of animals with distance from the transect line. Values inside brackets represent the lower 95% confidence limit.

Species	1. !Han/Awabi	2. !Khub! Naub	3. //Gamaseb	4. !Gawachab	5. Huibes	6. Oskop
Kudu					110 (45)	
Ostrich				22 (7)	64 (20)	
Springbok	1,189 (690)	2,351 (1200)	4,656 (3475)	460 (215)	308 (111)	257 (140)
Gemsbok			44 (31)	88 (34)		36 (31)
Steenbok		266 (102)			150 (60)	

**Note:** For most estimates confidence limits are wide and great care should be taken when using these data for quota setting.

## Total numbers seen per year

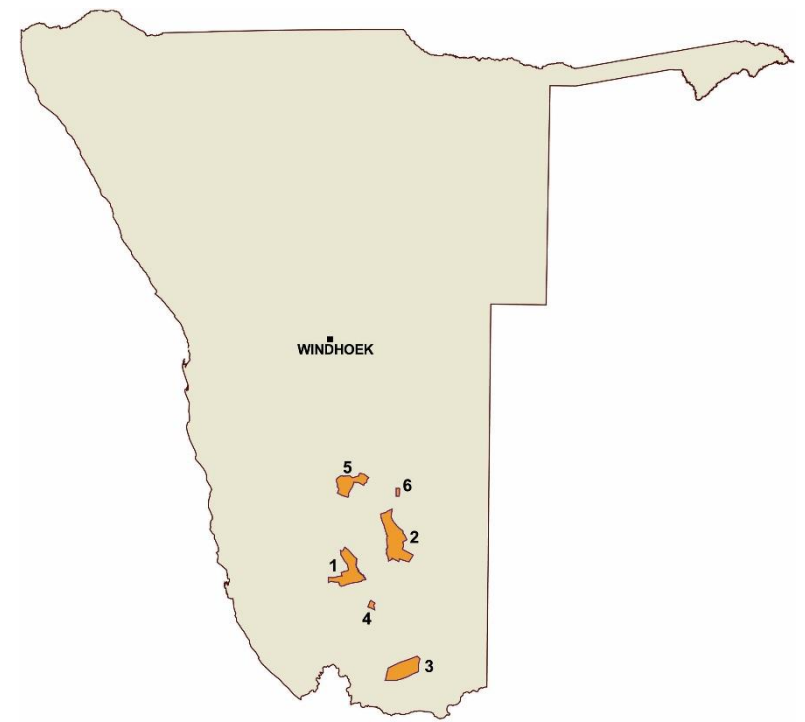
Species	2005	2006	2007	2008	2009	2010	2011	2012	2013	2014	2015
Baboon	7	8	13	10				13		13	
Gemsbok		12	2	3	13	3	12	5	39	74	84
Jackal	6	3	4	4	3	7	7	6	4	3	8
Klipspringer											3
Kudu				5	4	4	15	7	75	14	23
Ostrich			8	22	49	21	17	4	46	35	26
Springbok	912	1,133	1,247	1,538	1,757	1,471	2,225	1,218	1,534	1,683	1,405
Steenbok	12	4	19	8	24	18	22	24	30	16	24

Total Transect Length (km)	2005	2006	2007	2008	2009	2010	2011	2012	2013	2014	2015
	811	826	809	888	1,150	1,197	1,409	1,302	1,386	1,386	1,386

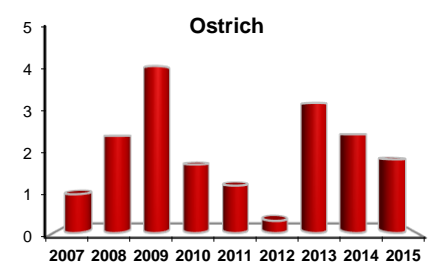
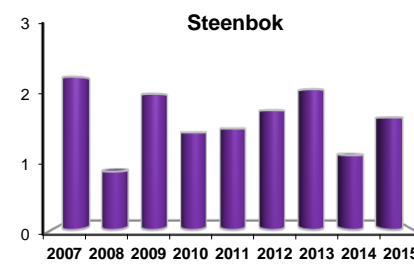
## Animals seen during this count:

	Total	1. !Han/Awabi	2. !Khub! Naub	3. //Gamaseb	4. !Gawachab	5. Huibes	6. Oskop
Total Route km	1,386	257	427	369	43	209	82
Total area (km <sup>2</sup> )	7,982	1,922	2,684	1,760	142	1,378	96
Number of routes	27	5	7	6	2	5	2
% area excluded	0	0	0	0	0	31	0

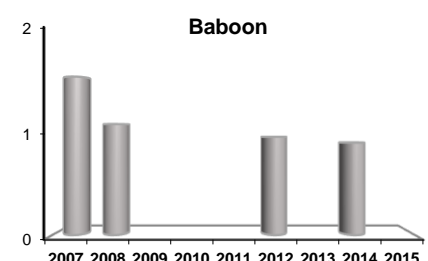
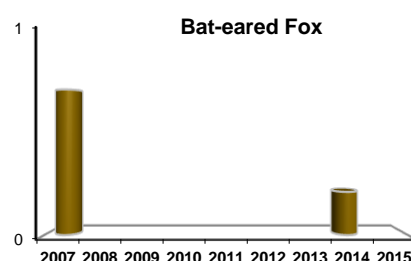
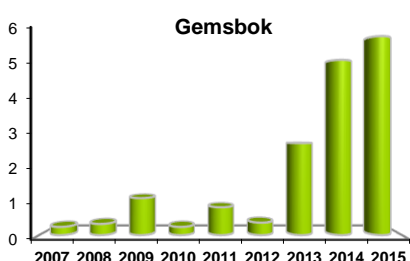
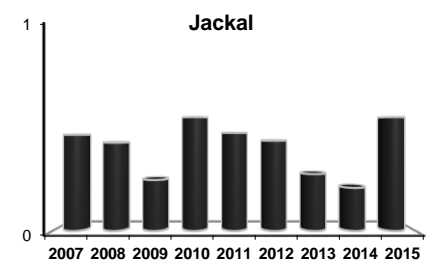
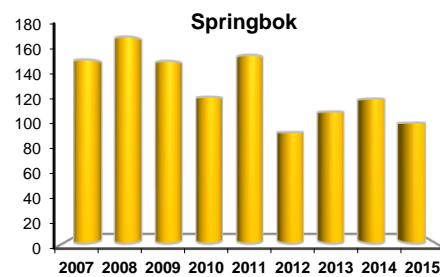
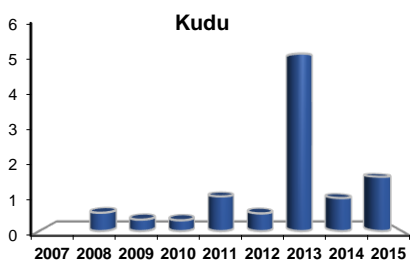
Species	Total	1. !Han/Awabi	2. !Khub! Naub	3. //Gamaseb	4. !Gawachab	5. Huibes	6. Oskop
Baboon	0						
Gemsbok	84			31	22		31
Jackal	8	1	4		2		1
Klipspringer	3					3	
Kudu	23		1			22	
Ostrich	26		1		6	16	3
Springbok	1,405	63	251	735	100	49	207
Steenbok	24	1	9	2	2	7	3



Count area: 800,000 ha



## Trends:



Y-axis = Number of animals per 100km